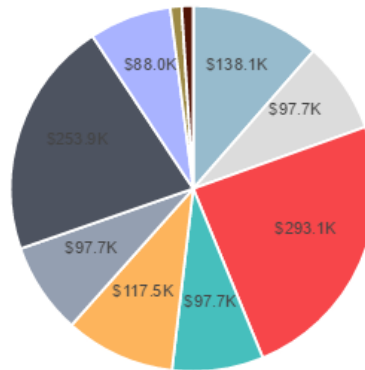


Fiscal Year 2018 (FY18) DCPS Submitted School Budget: Inspiring Youth Program

To learn more about school budgets and to access interactive budget dashboards, visit **DCPS Interactive Data Center**, at [dcpsdatacenter.com](http://www.dcpsdatacenter.com) (<http://www.dcpsdatacenter.com>)

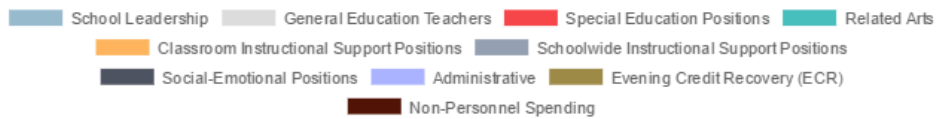
At-Risk Information	
At-Risk FY17%:	0%
At-Risk FY18%:	0%
At-Risk Variance:	0%
At-Risk FY18 Funds:	\$



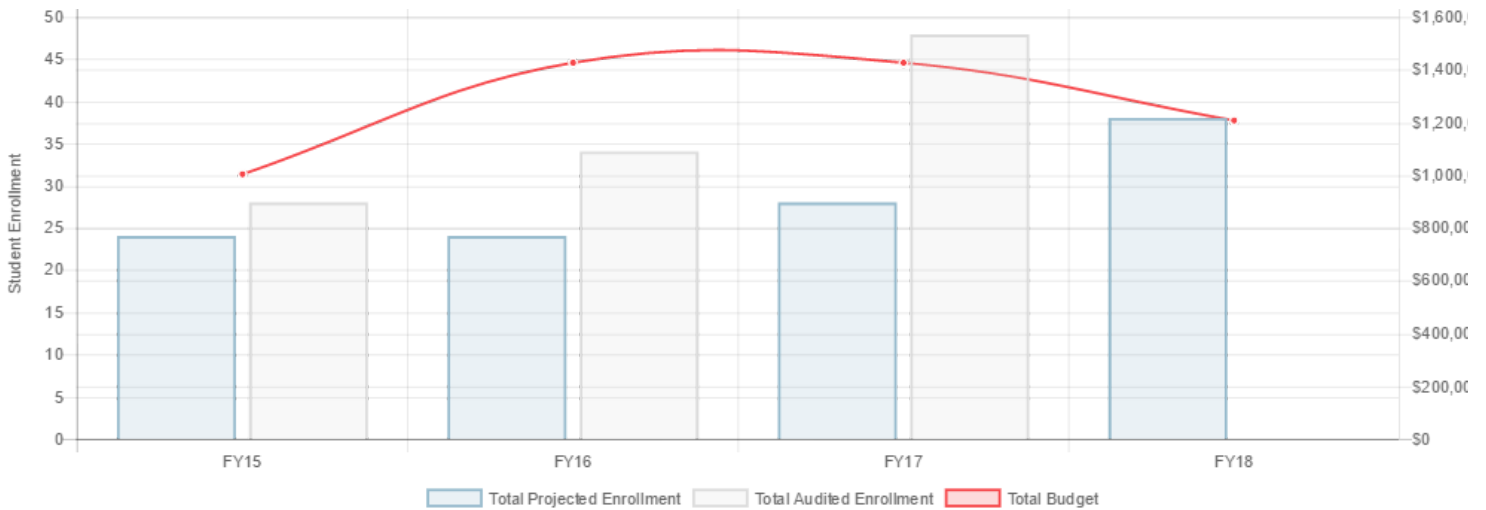
FY18 Total Budget: \$1.2M

FY18 Projected Student Enrollment: 38 Students

Notes:



Comparative Student Enrollment Information



FY18 At-Risk Funded Items*

Item	# of FTEs	Cost
------	-----------	------

* Items in the table above are also counted in the FY18 Comprehensive Budgeted Items table below.

FY18 Comprehensive List of Budgeted Items

Item	Category	# of FTEs	Cost
Assistant Principal - Math	School Leadership	1	\$138.1K
Teacher - English	General Education Teachers	1	\$97.7K
Teacher - Inclusion/Resource Services	Special Education Positions	3	\$293.1K
Teacher - Art	Related Arts	1	\$97.7K
Aide - Instructional	Classroom Instructional Support Positions	3	\$117.5K
Instructional Coach - English Language Arts (ELA)	Schoolwide Instructional Support Positions	0.5	\$48.8K
Specialist - Library/Media	Schoolwide Instructional Support Positions	0.5	\$48.8K
Psychologist	Social-Emotional Positions	0.5	\$48.8K
Social Worker	Social-Emotional Positions	1.5	\$146.5K
Attendance Counselor	Social-Emotional Positions	1	\$58.5K
Registrar	Administrative	1	\$47.5K
Clerk	Administrative	1	\$40.5K

Item	Category	# of FTEs	Cost
Evening Credit Recovery (ECR)	Evening Credit Recovery (ECR)	N/A	\$12.1K
Custodial Services	Non-Personnel Spending	N/A	\$-0
Professional Development	Non-Personnel Spending	N/A	\$12.2K

For complete guidance on the budget development process, please visit the Budget Development Guide website at www.dcpsschoolbudgetguide.com (<http://www.dcpsschoolbudgetguide.com>)

1200 First Street, NE | Washington, DC 20002 | T 202.442.5885 | F 202.442.5026 | dcps.dc.gov